Three Phase SSR (480VAC)
10 ~ 40 Amps

INPUT : DC Control,
OUTPUT : Triac

Series : 012 J/K

Schematic

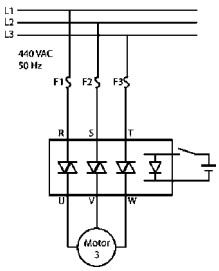

Mechanical Drawing

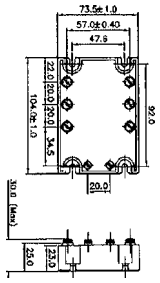

Derating Curve

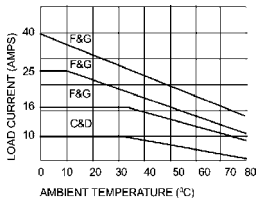

C & D = 0.5°C/W
F & G = 0.14°C/W

For Heatsink details refer to "Recommended Heatsink" chart

Salient Features

- Opto Isolation 2500 VAC • Voltage Range 50 to 480 Vac
- Load Current 3x10A/16A/25A/40A • Reverse Polarity Protection

Electrical Specification @ TA = 25°C Note: For Random T - On SSR, add letter 'K' in place of 'J'.

ELECTRICAL SPECIFICATIONS			PRODUCT PART NUMBERS			
Parameter	**Symbol**	**Unit**	**012 JDA 481000**	**012 JDA 481600**	**012 JDA 482500**	**012 JDA 484000**
Control Volt Range		Vdc	3-32	3-32	3-32	3-32
Control Curr Range		m A	80	80	80	80
Pick-Up Voltage		Vdc	3.0	3.0	3.0	3.0
Drop-Out Voltage		Vdc	1.0	1.0	1.0	1.0
Input Resistance			Current Regulator	Current Regulator	Current Regulator	Current Regulator
Rms On State Current	**I_T**	**A**	**10**	**16**	**25**	**40**
Mains Control Volt	Vrms	Vac	50-480	50-480	50-480	50-480
Peak Off State Voltage	Vdrm	Vpk	800 ~ 1200	800 ~ 1200	800 ~ 1200	800 ~ 1200
Off State Lekage Curr	Idrm	mA	10	10	10	10
Zero T-On Voltage		Vpk	20	20	20	20
On state Voltage Drop	V_{TM}	Vac	1.6	1.6	1.85	1.85
Peak one Cycle Surge Curr(Non Rep)	I_{TSM}	A	100	160	250	350
Holding Current	I_H	m A	150	150	250	250
Critical Rate of Rise of Off State Voltage	dv/dt	V/µs	200	200	250	250
Thermal Resistance	R_{TH}	°C/W	3.5	2.5	1.5	1.0
Frequency Range	f	Hz	47 ~ 63	47 ~ 63	47 ~ 63	47 ~ 63
Turn-On	T-On	ms	10	10	10	10
Turn-Off	T-Off	ms	10	10	10	10
Operating Temp	T Oper	°C	- 30 to + 80	- 30 to + 80	- 30 to + 80	- 30 to + 80
Fusing Current	I^2_T	A^2S	50	120	260	610

Input

Output

Our policy is one of continuous development and specifications are subject to change without notice. Warranty is limited to a period of one year for relay value only.